

May 31, 2009

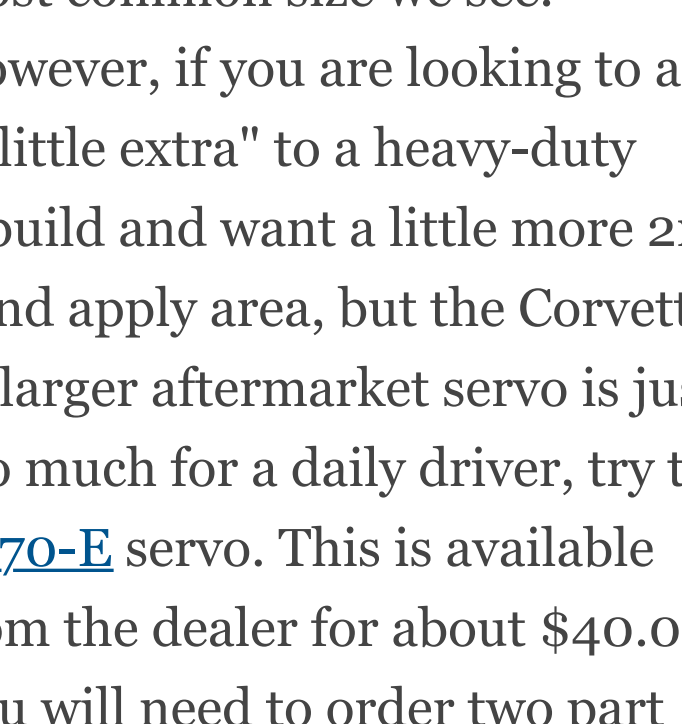
Email Share Tweet

A New Trick in the Bag: Additional 2nd Gear Servo Size for the 4L60-E

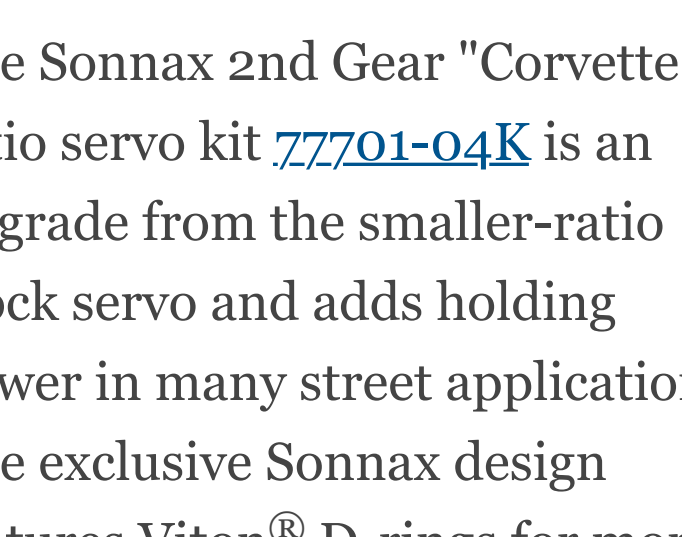
Gregg Nader

For years we have known the [4L60](#) and [4L60-E](#) 2nd Gear servo came in three different sizes, and one aftermarket size in the Sonnax 2nd Gear super hold servo kit [77911-03K](#). All of these servos have a “proper” apply to release ratio and accommodate a cushion spring. With the 2007 4L70-E, there is a fourth OE servo size that gives builders another choice when looking for something with increased performance.

2nd Gear Super Hold Servo Kit 77911-03K



2nd Gear “Corvette” Ratio Servo Kit 77701-04K

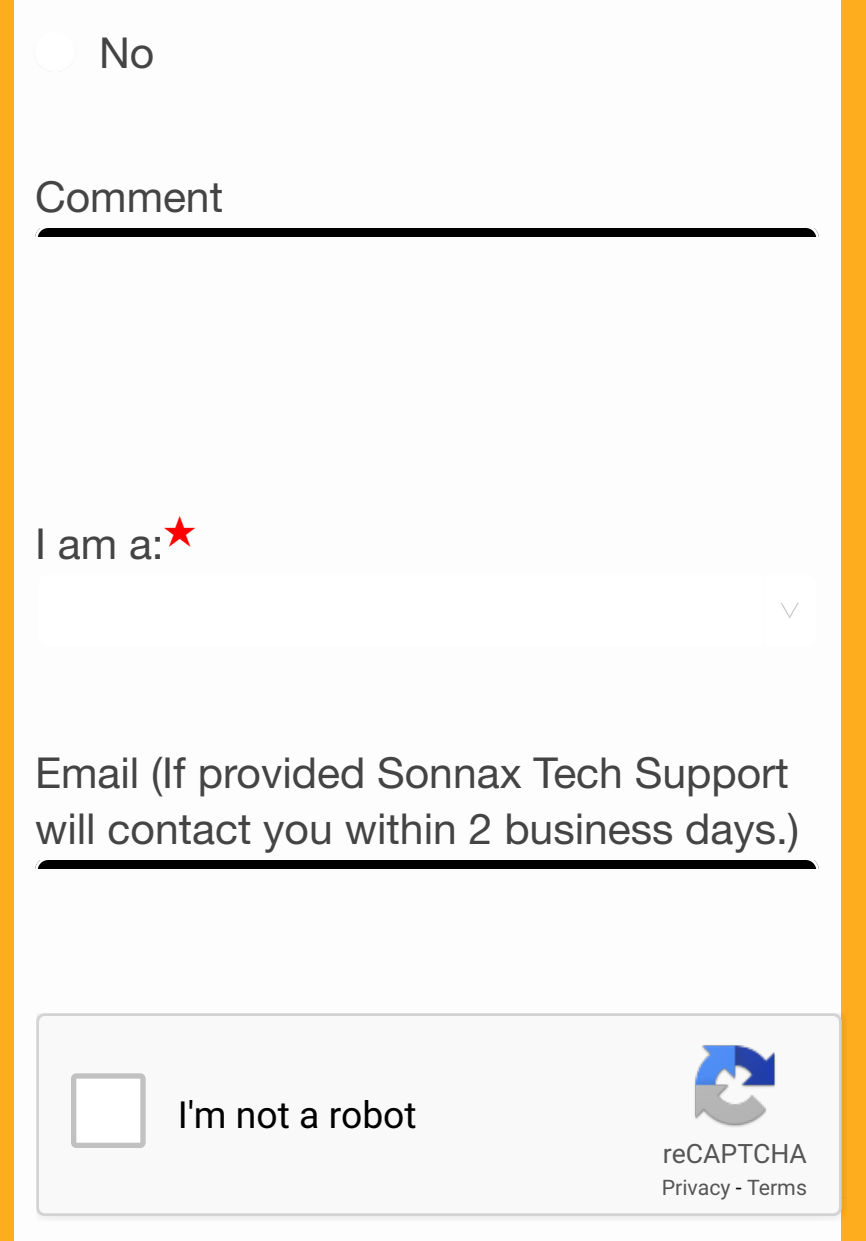


The 8642553 casting used in V6 and V8 applications is by far the most common size we see. However, if you are looking to add "a little extra" to a heavy-duty rebuild and want a little more 2nd band apply area, but the Corvette or larger aftermarket servo is just too much for a daily driver, try the [4L70-E](#) servo. This is available from the dealer for about \$40.00. You will need to order two part numbers, 24230441 piston and 24229157 divider/housing.

The Sonnax 2nd Gear "Corvette" ratio servo kit [77701-04K](#) is an upgrade from the smaller-ratio stock servo and adds holding power in many street applications. The exclusive Sonnax design features Viton® D-rings for more consistent apply and release than stock servos. The Sonnax super hold servo can be used as an upgrade from a stock "Corvette" servo or to add max holding power in extreme applications.

Compared to the "Corvette" servo, the 4L70-E servo is a modest increase in size over the V6/V8, 8642553 casting servo, and it will not change the shift feel as dramatically the Sonnax "Corvette" servo or a larger Sonnax 2nd Gear super hold servo would. There are plenty of options to change shift feel and upgrade this common [transmission](#). This 4L70-E servo is one more part you can add to your bag of tricks.

[Click here to check out our comprehensive 4L60/E build guides.](#)



The four OE 4L60 second gear servos are in the top row and divider rings are in the lower row. The ring represents the apply area on the second gear piston. The smaller the inner hole on the ring, the greater the second gear apply area.

Gregg Nader is a Sonnax Technical Specialist and a member of the Sonnax [TASC Force®](#) (Technical Automotive Specialties Committee), a group of recognized industry technical specialists, [transmission](#) rebuilders and Sonnax Industries Inc. technicians.

* Was this tech helpful?
 Yes
 No

Comment

I am a:

Email (If provided Sonnax Tech Support will contact you within 2 business days.)

I'm not a robot  reCAPTCHA Privacy - Terms

[Send Feedback](#)

[★What do these mean?](#) [Read our Privacy Policy](#)

Learn More

March 02, 2016
[Tips for Optimizing Transmission Upgrades when Building the Killer 4L60/E](#)

August 23, 2017
[First, Do No Harm: Things You Should Know about Performance Servos](#)

February 08, 2018
[Harness that Horsepower! Your Guide to a Sonnax 4L60/E Level 3 Performance Build](#)

Related Units


[4L70-E Transmission](#)


[4L60-E Transmission](#)

[4L65-E Transmission](#)

[4L60 Transmission](#)

Related Parts

[4L60, 4L60-E, 4L65-E, 4L70-E](#)

2nd Gear Super Hold Servo Kit 77911-03K

[4L60, 4L60-E, 4L65-E, 4L70-E](#)

2nd Gear "Corvette" Ratio Servo Kit 77701-04K

While Sonnax makes every effort to ensure the accuracy of technical articles at time of publication, we assume no liability for inaccuracies or for information which may become outdated or obsolete over time.