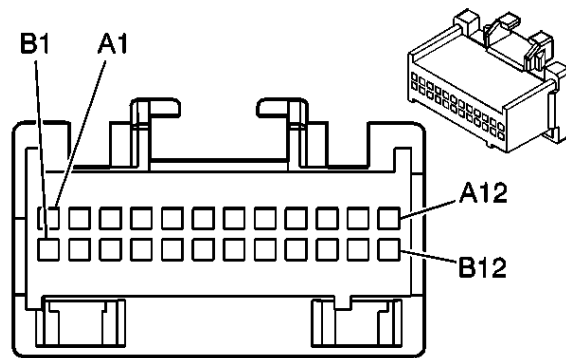


Entertainment Connector End Views

- Table 1: [Audio Amplifier C1 \(UQ7 w/o Y91\)](#)
- Table 2: [Audio Amplifier C1 \(UQ7 w/Y91\)](#)
- Table 3: [Audio Amplifier C2 \(UQ7 w/o Y91\)](#)
- Table 4: [Audio Amplifier C2 \(UQ7 w/Y91\)](#)
- Table 5: [Digital Radio Receiver - w/ U2K/U2L](#)
- Table 6: [Noise Compensation Microphone \(UQ7 w/Y91\)](#)
- Table 7: [Radio Antenna Module](#)
- Table 8: [Radio C1](#)
- Table 9: [Radio C2](#)
- Table 10: [Rear Seat Audio \(RSA\) Controller](#)
- Table 11: [Rear Seat Entertainment \(RSE\) Assembly DVD](#)
- Table 12: [Remote Playback Device - CD Player](#)
- Table 13: [Speaker - LF Door \(UQ5\)](#)
- Table 14: [Speaker - LF Door \(UQ3/UQ7\)](#)
- Table 15: [Speaker - RF Door \(UQ5\)](#)
- Table 16: [Speaker - RF Door \(UQ3/UQ7\)](#)
- Table 17: [Speaker - LR Door](#)
- Table 18: [Speaker - RR Door](#)
- Table 19: [Speaker - LF Tweeter \(UQ3\)](#)
- Table 20: [Speaker - LF Tweeter \(UQ7/Y91\)](#)
- Table 21: [Speaker - RF Tweeter \(UQ3\)](#)
- Table 22: [Speaker - RF Tweeter \(UQ7/Y91\)](#)
- Table 23: [Speaker - Left D-Pillar \(UQ7 w/o Y91\)](#)
- Table 24: [Speaker - Left D-Pillar \(w/ Y91\)](#)
- Table 25: [Speaker - Right D-Pillar \(UQ7 w/o Y91\)](#)
- Table 26: [Speaker - Right D-Pillar \(w/ Y91\)](#)
- Table 27: [Speaker - Subwoofer](#)
- Table 28: [Splice Pack SP250 \(w/ UQ7\)](#)

[Audio Amplifier C1 \(UQ7 w/o Y91\)](#)

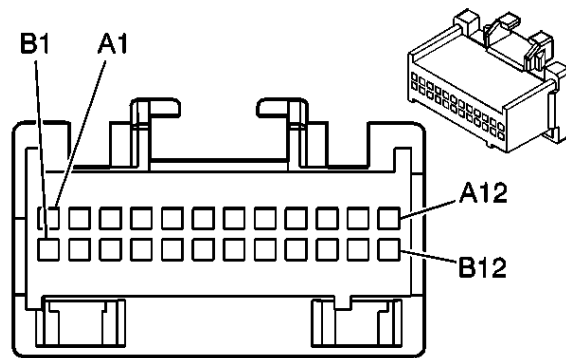


Connector Part Information

- 12110088
- 24-Way F Micro-Pack 100 Series (GRY)

Pin	Wire Color	Circuit No.	Function
A1-A4	--	--	Not Used
A5	BRN	199	Left Rear Speaker Output (+)
A6	YEL	116	Left Rear Speaker Output (-)
A7	DK BLU	46	Right Rear Speaker Output (+)
A8	LT BLU	115	Right Rear Speaker Output (-)
A9	TAN	201	Left Front Speaker Output (+)
A10	GRY	118	Left Front Speaker Output (-)
A11	LT GRN	200	Right Front Speaker Output (+)
A12	DK GRN	117	Right Front Speaker Output (-)
B1	GRY/BLK	2334	Radio Mute
B2	PPL	493	Rear Seat Audio Enable Signal
B3	BLK	1946	Right Rear Low Level Audio Signal (-)
B4	DK BLU	546	Right Rear Low Level Audio Signal (+)
B5	DK GRN/ WHT	1547	Left Rear Low Level Audio Signal (-)
B6	BRN	599	Left Rear Low Level Audio Signal (+)
B7	ORN/BLK	1546	Right Front Low Level Audio Signal (-)
B8	LT GRN	512	Right Front Low Level Audio Signal (+)
B9	DK GRN	1947	Left Front Low Level Audio Signal (-)
B10	TAN	511	Left Front Low Level Audio Signal (+)
B11	PNK	314	Radio On Signal
B12	BARE	2099	Drain Wire

[Audio Amplifier C1 \(UQ7 w/Y91\)](#)

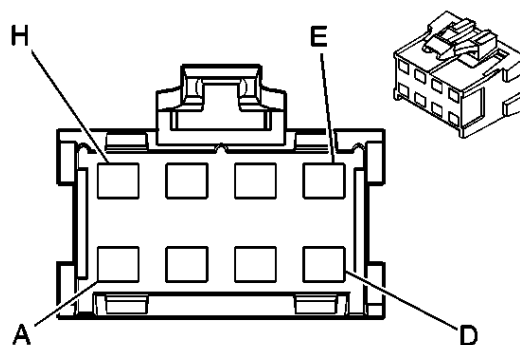


Connector Part Information

- 12110088
- 24-Way F Micro-Pack 100 Series (GRY)

Pin	Wire Color	Circuit No.	Function
A1	WHT	1854	Right Rear Twiddler Speaker Output (+)
A2	YEL	1949	Right Rear Twiddler Speaker Output (-)
A3	BRN	199	Left Rear Speaker Output (+)
A4	YEL	116	Left Rear Speaker Output (-)
A5	TAN	201	Left Front Speaker Output (+)
A6	GRY	118	Left Front Speaker Output (-)
A7	DK BLU	46	Right Rear Speaker Output (+)
A8	LT BLU	115	Right Rear Speaker Output (-)
A9	LT GRN	200	Right Front Speaker Output (+)
A10	DK GRN	117	Right Front Speaker Output (-)
A11-A12	--	--	Not Used
B1	DK GRN	1488	Noise Reduction Microphone Supply Voltage
B2	LT GRN/BLK	1354	Drain Wire
B3	ORN/BLK	1546	Right Front Low Level Audio Signal (-)
B4	DK GRN	1947	Left Front Low Level Audio Signal (-)
B5	TAN	511	Left Front Low Level Audio Signal (+)
B6	LT GRN	512	Right Front Low Level Audio Signal (+)
B7	BARE	2011	Drain Wire
B8-B9	--	--	Not Used
B10	DK BLU	2272	Amplifier Class 2 Serial Data
B11-B12	--	--	Not Used

[Audio Amplifier C2 \(UQ7 w/o Y91\)](#)

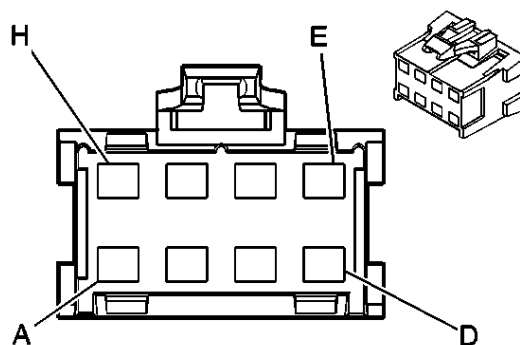


Connector Part Information

- 12110626
- 8-Way F Metri-Pack 280 Series (GRY)

Pin	Wire Color	Circuit No.	Function
A	BLK/WHT	1851	Ground
B	DK BLU/ WHT	346	Left Subwoofer Speaker Output (+)
C	DK GRN	1795	Right Subwoofer Speaker Output (+)
D	--	--	Not Used
E	BARE	2011	Drain Wire
F	LT BLU/BLK	315	Right Subwoofer Speaker Output (-)
G	LT GRN/BLK	1794	Left Subwoofer Speaker Output (-)
H	ORN	3740	Battery Positive Voltage

Audio Amplifier C2 (UQ7 w/Y91)

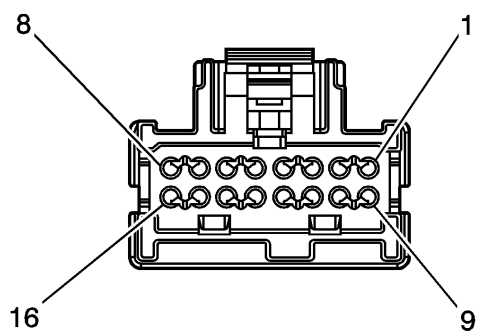


Connector Part Information

- 15357040
- 8-Way F Metri-Pack 280 Series (GRY)

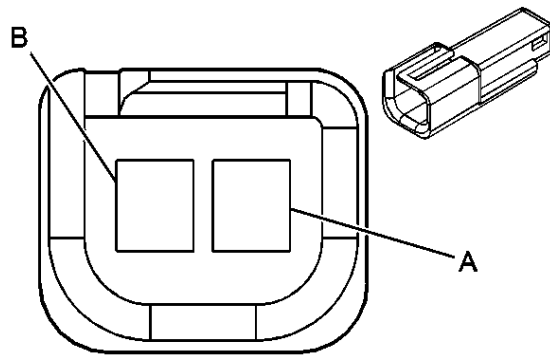
Pin	Wire Color	Circuit No.	Function
A	BLK/WHT	1851	Ground
B	DK GRN	1795	Right Subwoofer Speaker Output (+)
C	RED	1858	Left Rear Twiddler Speaker Output (+)
D	LT GRN/BLK	1794	Left Subwoofer Speaker Output (-)
E	DK BLU/ WHT	346	Left Subwoofer Speaker Output (+)
F	PPL	1958	Left Rear Twiddler Speaker Output (-)
G	LT BLU/BLK	315	Right Subwoofer Speaker Output (-)
H	ORN	3740	Battery Positive Voltage

Digital Radio Receiver - w/ U2K/U2L



Connector Part Information		<ul style="list-style-type: none"> • 15394150 • 16-Way F ASM Series (BLK) 	
Pin	Wire Color	Circuit No.	Function
1	--	--	Not Used
2	BRN/WHT	367	Remote Playback Device Left Audio Signal
3	DK GRN/WHT	368	Remote Playback Device Right Audio Signal
4-6	--	--	Not Used
7	LT GRN	2271	ADG Class 2 Serial Data
8	--	--	Not Used
9	BLK/WHT	1851	Ground
10	BLK/WHT	372	Remote Playback Device Common Audio Signal
11-15	--	--	Not Used
16	ORN	340	Battery Positive Voltage

Noise Compensation Microphone (UQ7 w/Y91)

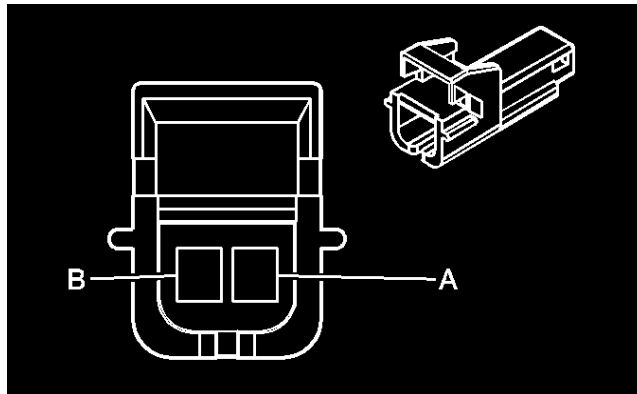


Connector Part Information

- 12047663
- 2-Way M Metri-Pack 150 Series (BLK)

Pin	Wire Color	Circuit No.	Function
A	LT GRN/BLK	1354	Drain Wire
B	DK GRN	1488	Noise Reduction Microphone Supply Voltage

Radio Antenna Module

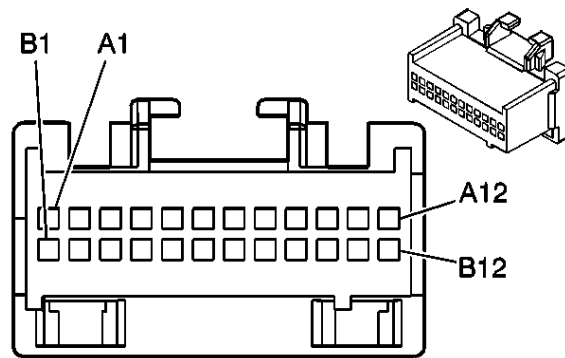


Connector Part Information

- 12052833
- 2-Way M ASM Series (BLK)

Pin	Wire Color	Circuit No.	Function
A	RED	1486	FM Composite Signal
B	DK GRN	145	Antenna Enable Signal

Radio C1



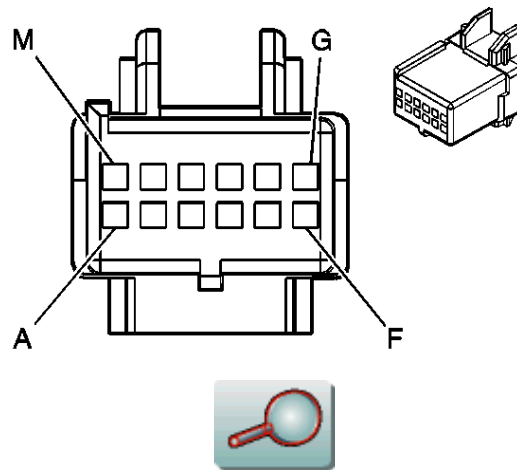
Connector Part Information

- 12110088 (Except UQ7 w/o Y91)
- 15428074 (UQ7 w/o Y91)
- 24-Way F Micro-Pack 100 Series (GRN)(UQ7 w/o Y91)
- 24-Way F Micro-Pack 100 Series (GRY)(Except UQ7 w/o Y91)

Pin	Wire Color	Circuit No.	Function
A1	ORN	1044	Radio Class 2 Serial Data
A2	--	--	Not Used
A3	PPL	493	Rear Seat Audio Enable Signal (UQ7 w/o Y91)
A4	RED	1486	FM Composite Signal (UQ7 w/ Y91)
A5-A7	--	--	Not Used
A8	TAN	201	Left Front Speaker Output (+) (UQ3/UQ5)
A8	TAN	511	Left Front Low Level Audio Signal (+) (UQ7)
A9	GRY	118	Left Front Speaker Output (-) (UQ3/UQ5)
A9	DK GRN	1947	Left Front Low Level Audio Signal (-) (UQ7)
A10	LT BLU	115	Right Rear Speaker Output (-) (UQ3/UQ5)
A10	BLK	1946	Right Rear Low Level Audio Signal (-) (UQ7)
A11	DK BLU	46	Right Rear Speaker Output (+) (UQ3/UQ5)
A11	DK BLU	546	Right Rear Low Level Audio Signal (+) (UQ7)
A12	BLK/WHT	1851	Ground
B1	ORN	340	Battery Positive Voltage
B2	--	--	Not Used
B3	PNK	314	Radio On Signal (UQ7 w/o Y91)
B3	DK GRN	145	Antenna Enable Signal (UQ7 w/ Y91)
B4	BRN/WHT	230	Instrument Panel Lamps Dimming Control (w Y91)
B5	BLK	1851	Ground (w/ Y91)
B6	GRY/BLK	2334	Radio Mute (UQ7 w/o Y91)
B7	--	--	Not Used
B8	BRN	199	Left Rear Speaker Output (+) (UQ3/UQ5)
B8	BRN	599	Left Rear Low Level Audio Signal (+) (UQ7)

B9	YEL	116	Left Rear Speaker Output (-) (UQ3/UQ5)
B9	DK GRN/ WHT	1547	Left Rear Low Level Audio Signal (-) (UQ7)
B10	DK GRN	200	Right Front Speaker Output (+) (UQ3/UQ5)
B10	ORN/BLK	1546	Right Front Low Level Audio Signal (-) (UQ7)
B11	LT GRN	117	Right Front Speaker Output (-) (UQ3/UQ5)
B11	LT GRN	512	Right Front Low Level Audio Signal (+) (UQ7)
B12	--	--	Not Used

Radio C2

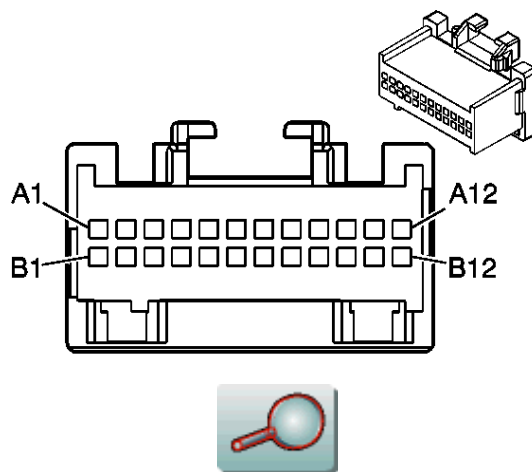


Connector Part Information

- **12064799**
- **12-Way F Micro-Pack 100 Series (BLK)**

Pin	Wire Color	Circuit No.	Function
A-B	--	--	Not Used
C	BARE	1573	Drain Wire (w/ U2K/U2L)
D	--	--	Not Used
E	DK GRN/WHT	817	Vehicle Speed Signal (w/ Y91)
F-G	--	--	Not Used
H	DK GRN/ WHT	368	Remote Playback Device Right Audio Signal (w/ U2K/U2L)
J	BRN/WHT	367	Remote Playback Device Left Audio Signal (w/ U2K/U2L)
K	BLK/WHT	372	Remote Playback Device Common Audio Signal (w/ U2K/U2L)
L	ORN/BLK	2061	Cellular Telephone Voice Low Reference
M	PNK/BLK	2062	Cellular Telephone Voice Signal

Rear Seat Audio (RSA) Controller

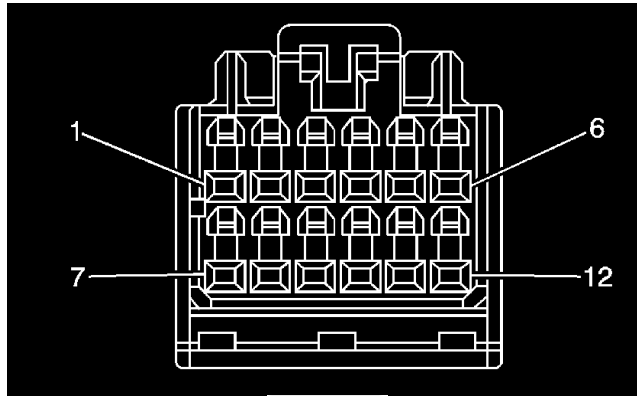


Connector Part Information

- 12110206
- 24-Way F Micro-Pack 100 Series (LT BLU)

Pin	Wire Color	Circuit No.	Function
A1	LT BLU	2288	RSA Class 2 Serial Data
A2	ORN	340	Battery Positive Voltage
A3	--	--	Not Used
A4	BLK/WHT	1851	Ground
A5	BARE	2099	Drain Wire (Except Y91)
A6	DK GRN/WHT	1547	Left Rear Low Level Audio Signal (-)
A7	BLK	1946	Right Rear Low Level Audio Signal (-)
A8	DK GRN/WHT	1547	Left Rear Low Level Audio Signal (-) (Except Y91)
A9	BLK	1946	Right Rear Low Level Audio Signal (-) (Except Y91)
A10-A12	--	--	Not Used
B1-B4	--	--	Not Used
B5	BARE	2099	Drain Wire (Except Y91)
B6	BRN	599	Left Rear Low Level Audio Signal (+)
B7	DK BLU	546	Right Rear Low Level Audio Signal (+)
B8	BRN	599	Left Rear Low Level Audio Signal (+) (Except Y91)
B9	DK BLU	546	Right Rear Low Level Audio Signal (+) (Except Y91)
B10-B12	--	--	Not Used

Rear Seat Entertainment (RSE) Assembly DVD

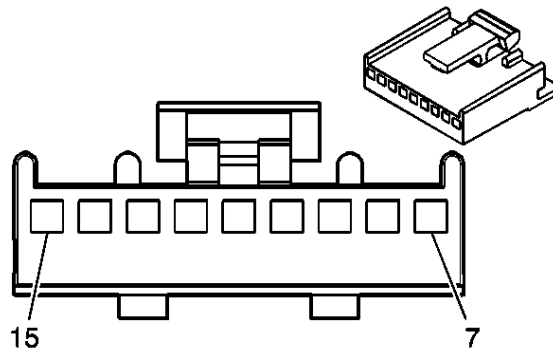


Connector Part Information

- 15341086
- 12-Way F Multi-Lock Series (BLK)

Pin	Wire Color	Circuit No.	Function
1	--	--	Not Used
2	LT GRN/BLK	1098	VCM Class 2 Serial Data
3-4	--	--	Not Used
5	DK GRN/WHT	368	Remote Playback Device Right Audio Signal
6	BRN/WHT	367	Remote Playback Device Left Audio Signal
7	BLK/WHT	1851	Ground
8	--	--	Not Used
9	ORN	3240	Battery Positive Voltage
10-11	--	--	Not Used
12	BLK/WHT	372	Remote Playback Device Common Audio Signal

Remote Playback Device - CD Player

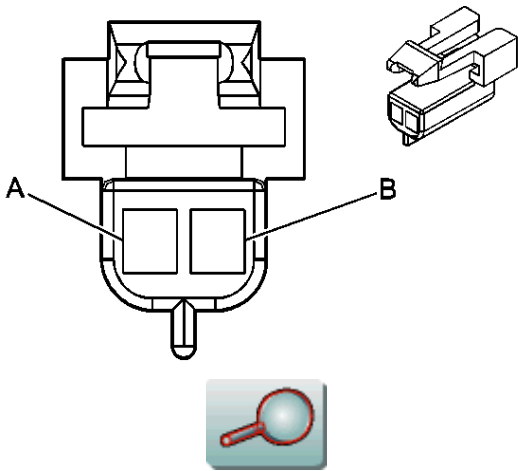


Connector Part Information

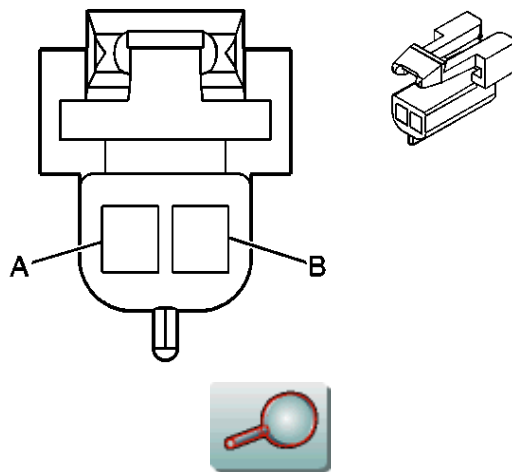
- 12064980
- 9-Way F Micro-Pack 100 Series (BLK)

Pin	Wire Color	Circuit No.	Function
7	--	--	Not Used
8	BRN/WHT	230	Instrument Panel Lamps Dimming Control
9	--	--	Not Used
10	DK GRN/ WHT	368	Remote Playback Device Right Audio Signal
11	BRN/WHT	367	Remote Playback Device Left Audio Signal
12	BLK/WHT	372	Remote Playback Device Common Audio Signal
13	BLK/WHT	1851	Ground
14	TAN	5072	Remote Playback Device Class 2 Serial Data
15	ORN	3240	Battery Positive Voltage

Speaker - LF Door (UQ5)

			
Connector Part Information		<ul style="list-style-type: none"> • 12186847 • 2-Way F Metri-Pack 150 Series (LT GRY) 	
Pin	Wire Color	Circuit No.	Function
A	GRY	118	Left Front Speaker Output (-)
B	TAN	201	Left Front Speaker Output (+)

Speaker - LF Door (UQ3/UQ7)

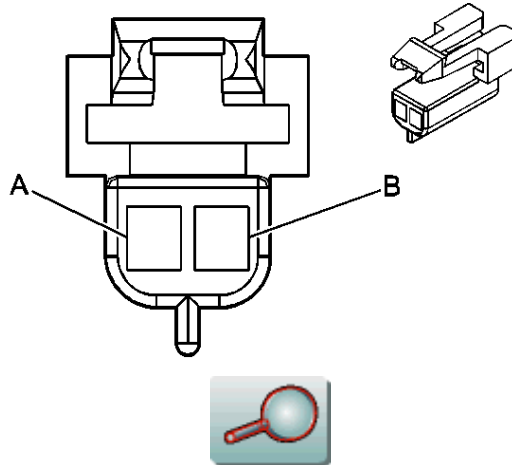


Connector Part Information

- 15433787
- 2-Way F Metri-Pack 150 Series (LT GRY)

Pin	Wire Color	Circuit No.	Function
A	GRY	118	Left Front Speaker Output (-)
B	TAN	201	Left Front Speaker Output (+)

Speaker - RF Door (UQ5)

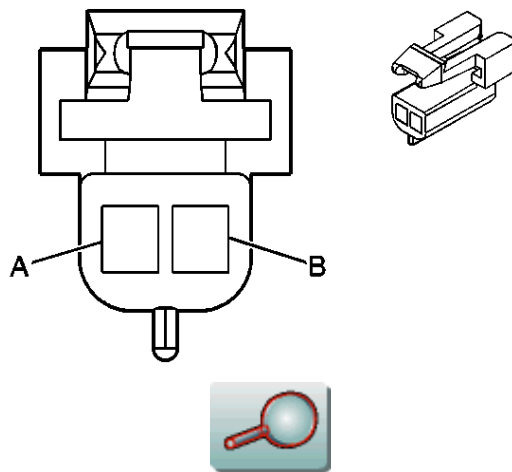


Connector Part Information

- 12186847
- 2-Way F Metri-Pack 150 Series (LT GRY)

Pin	Wire Color	Circuit No.	Function
A	DK GRN	117	Right Front Speaker Output (-)
B	LT GRN	200	Right Front Speaker Output (+)

Speaker - RF Door (UQ3/UQ7)

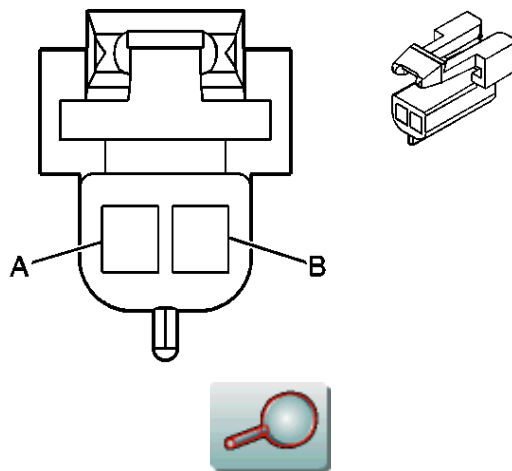


Connector Part Information

- 15433787
- 2-Way F Metri-Pack 150 Series (NAT)

Pin	Wire Color	Circuit No.	Function
A	DK GRN	117	Right Front Speaker Output (-)
B	LT GRN	200	Right Front Speaker Output (+)

Speaker - LR Door

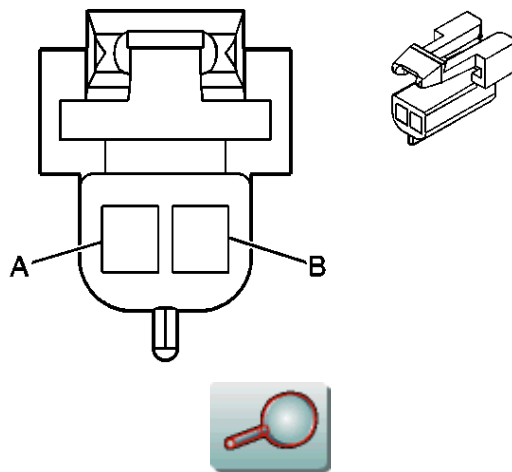


Connector Part Information

- 12052832
- 2-Way F Metri-Pack 150 Series (BLK)

Pin	Wire Color	Circuit No.	Function
A	YEL	116	Left Rear Speaker Output (-)
B	BRN	199	Left Rear Speaker Output (+)

Speaker - RR Door

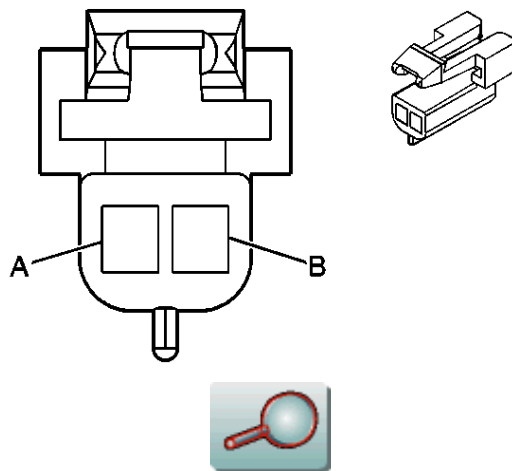


Connector Part Information

- 12052832
- 2-Way F Metri-Pack 150 Series (BLK)

Pin	Wire Color	Circuit No.	Function
A	YEL	115	Right Rear Speaker Output (-)
B	BRN	46	Right Rear Speaker Output (+)

Speaker - LF Tweeter (UQ3)

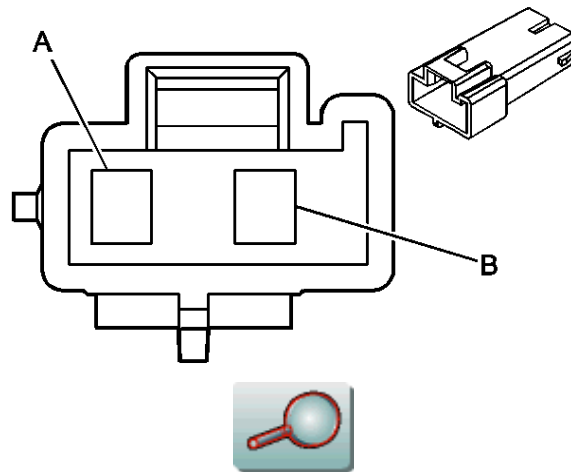


Connector Part Information

- 12052832
- 2-Way F Metri-Pack 150 Series (BLK)

Pin	Wire Color	Circuit No.	Function
A	GRY	118	Left Front Speaker Output (-)
B	TAN	201	Left Front Speaker Output (+)

Speaker - LF Tweeter (UQ7/Y91)

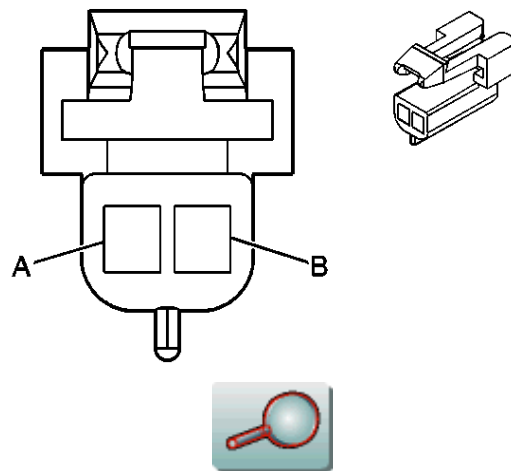


Connector Part Information

- 12110131
- 2-Way F Metri-Pack 150 Series (WHT)

Pin	Wire Color	Circuit No.	Function
A	GRY	118	Left Front Speaker Output (-)
B	TAN	201	Left Front Speaker Output (+)

Speaker - RF Tweeter (UQ3)

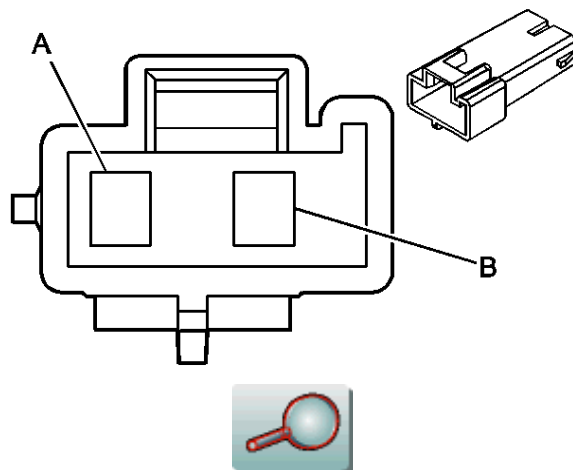


Connector Part Information

- 12052832
- 2-Way F Metri-Pack 150 Series (BLK)

Pin	Wire Color	Circuit No.	Function
A	DK GRN	117	Right Front Speaker Output (-)
B	LT GRN	200	Right Front Speaker Output (+)

Speaker - RF Tweeter (UQ7/Y91)

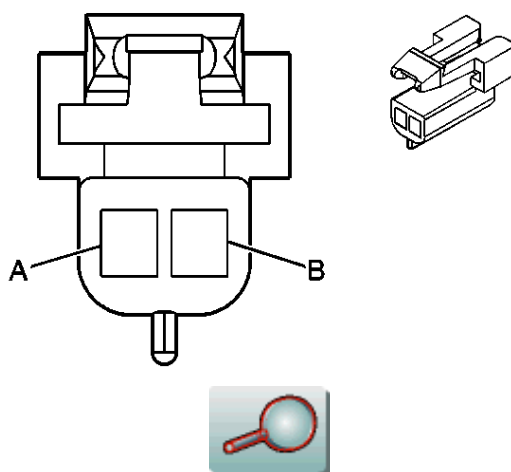


Connector Part Information

- 12110131
- 2-Way F Metri-Pack 150 Series (WHT)

Pin	Wire Color	Circuit No.	Function
A	DK GRN	117	Right Front Speaker Output (-)
B	LT GRN	200	Right Front Speaker Output (+)

Speaker - Left D-Pillar (UQ7 w/o Y91)

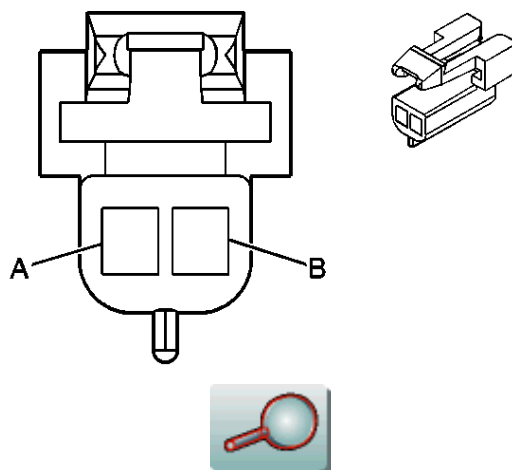


Connector Part Information

- 12052832
- 2-Way F Metri-Pack 150 Series (BLK)

Pin	Wire Color	Circuit No.	Function
A	YEL	116	Left Rear Speaker Output (-)
B	BRN	199	Left Rear Speaker Output (+)

Speaker - Left D-Pillar (w/ Y91)

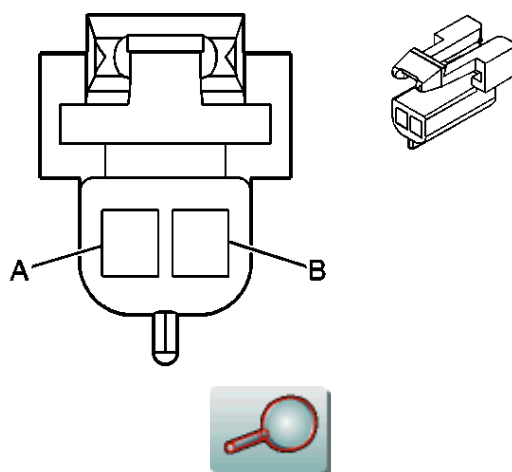


Connector Part Information

- 15434358
- 2-Way F Metri-Pack 150 Series (BLU)

Pin	Wire Color	Circuit No.	Function
A	PPL	1958	Left Rear Twiddler Speaker Output (-)
B	RED	1858	Left Rear Twiddler Speaker Output (+)

Speaker - Right D-Pillar (UQ7 w/o Y91)

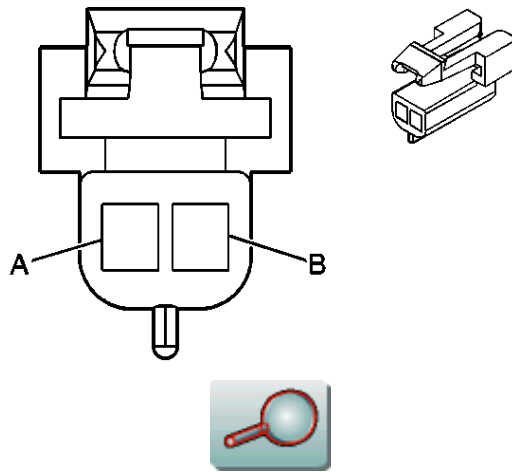


Connector Part Information

- 12052832
- 2-Way F Metri-Pack 150 Series (BLK)

Pin	Wire Color	Circuit No.	Function
A	LT BLU	116	Right Rear Speaker Output (-)
B	DK BLU	199	Right Rear Speaker Output (+)

Speaker - Right D-Pillar (w/ Y91)

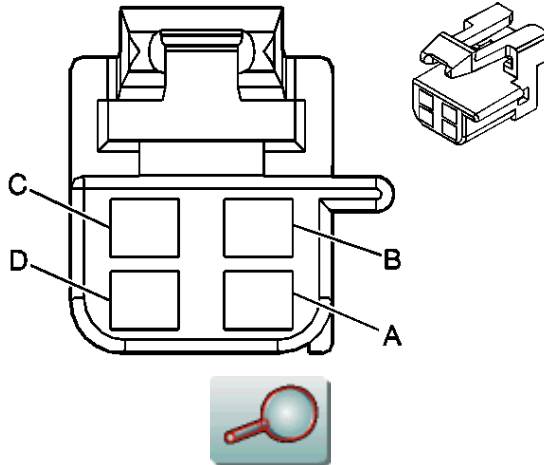


Connector Part Information

- 15434358
- 2-Way F Metri-Pack 150 Series (BLU)

Pin	Wire Color	Circuit No.	Function
A	YEL	1949	Right Rear Twiddler Speaker Output (-)
B	WHT	1854	Right Rear Twiddler Speaker Output (+)

Speaker - Subwoofer

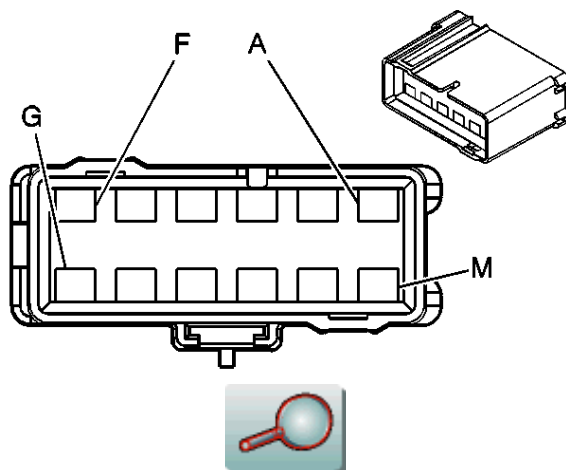


Connector Part Information

- 12064760
- 4-Way F Metri-Pack 150 Series (BLK)

Pin	Wire Color	Circuit No.	Function
A	LT GRN/BLK	1794	Left Subwoofer Speaker Output (-)
B	DK BLU/ WHT	346	Left Subwoofer Speaker Output (+)
C	DK GRN	1795	Right Subwoofer Speaker Output (+)
D	LT BLU/BLK	315	Right Subwoofer Speaker Output (-)

Splice Pack SP250 (w/ UQ7).



Connector Part Information

- 12176473
- 12-Way F Metri-Pack 280 Series Splice Saver (BLK)

Pin	Wire Color	Circuit No.	Function
A	BRN/WHT	367	Remote Playback Device Left Audio Signal
B	BRN/WHT	367	Remote Playback Device Left Audio Signal
C	BRN/WHT	367	Remote Playback Device Left Audio Signal
D	BLK/WHT	372	Remote Playback Device Common Audio Signal
E	BLK/WHT	372	Remote Playback Device Common Audio Signal
F	BLK/WHT	372	Remote Playback Device Common Audio Signal
G	DK GRN/WHT	368	Remote Playback Device Right Audio Signal
H	DK GRN/WHT	368	Remote Playback Device Right Audio Signal
J	DK GRN/WHT	368	Remote Playback Device Right Audio Signal
K	BARE	1573	Drain Wire
L	BARE	1573	Drain Wire
M	BARE	1573	Drain Wire

[<- Back](#)

[Forward ->](#)

Document ID# 1469079
2005 Chevrolet Tahoe - 4WD

[Print](#)